
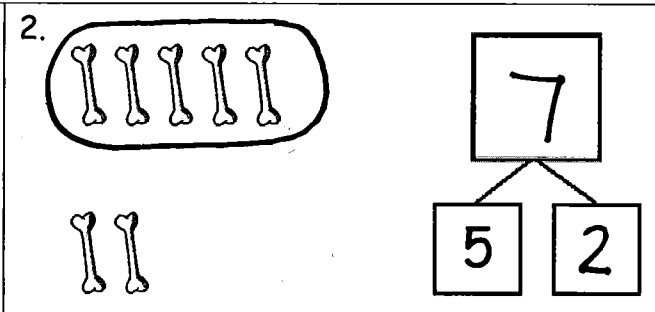

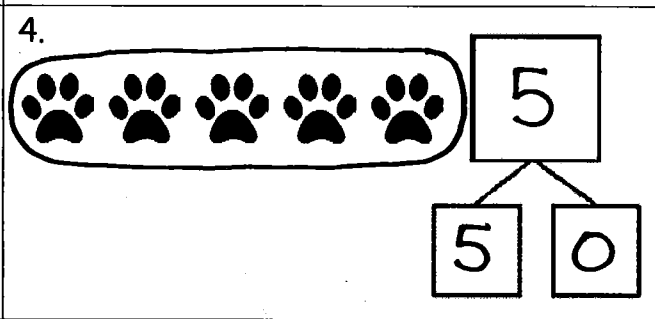


Name Answer Key

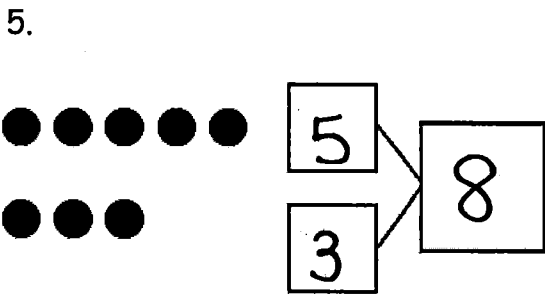
Date Mod. 1

Circle 5, and then make a number bond.

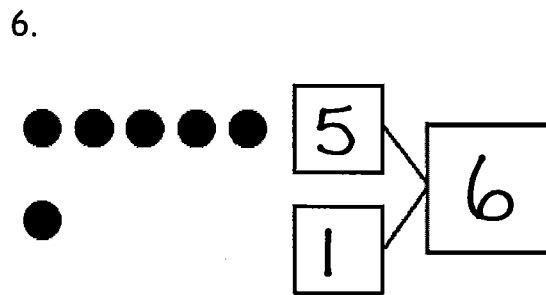
<p>1.</p> 	<p>2.</p> 
<p>3.</p> 	<p>4.</p> 

Make a number bond that shows 5 as one part.

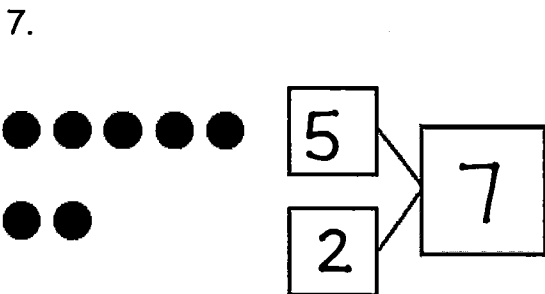
5.



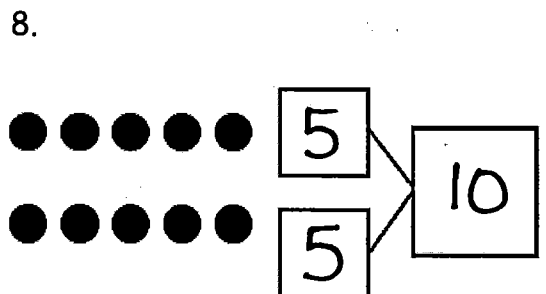
6.



7.

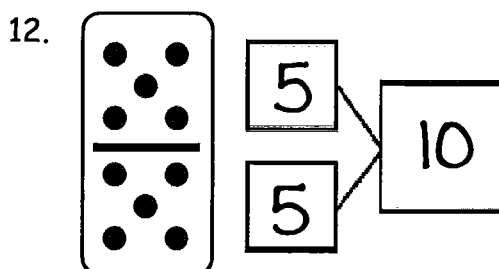
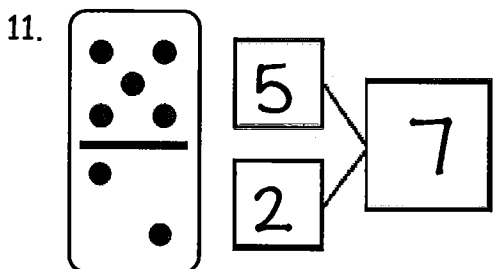
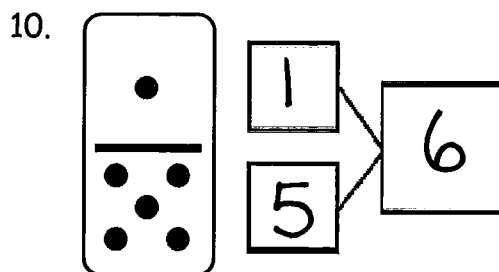
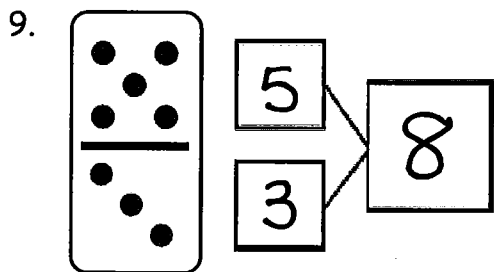


8.

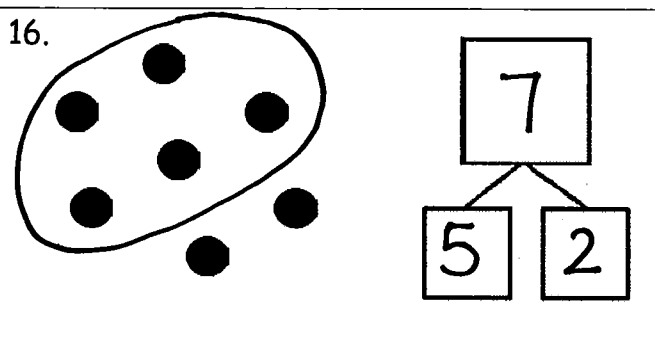
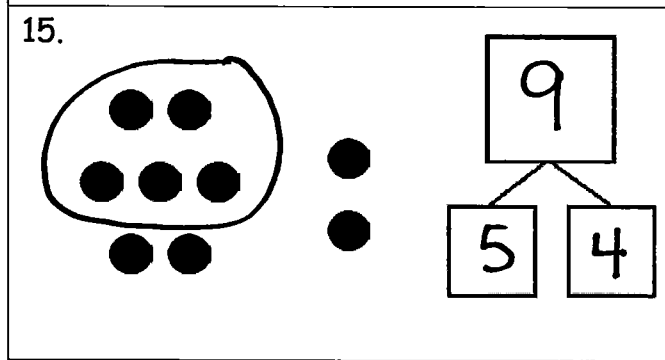
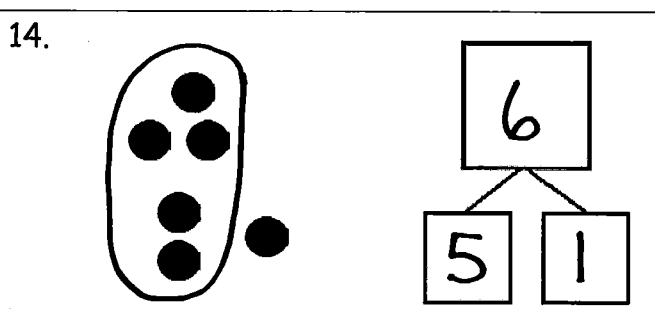
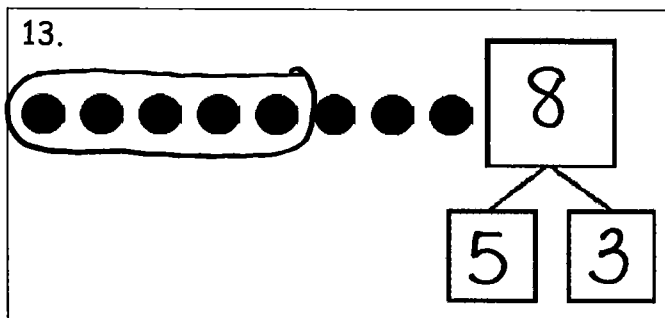


Eureka Math is a registered trademark of Great Minds. ©2014 Great Minds. eureka-math.org

Make a number bond for the dominoes.



Circle 5 and count. Then, make a number bond.

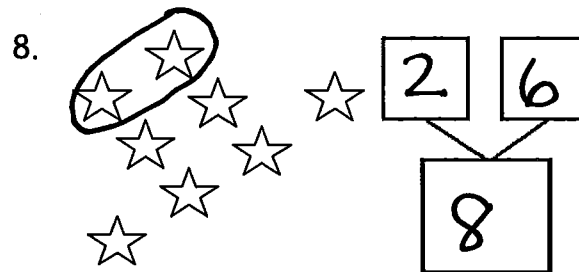
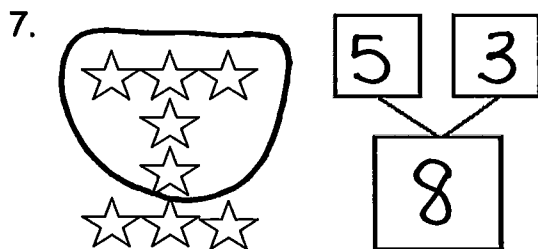
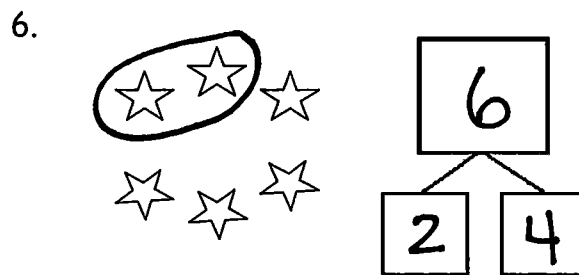

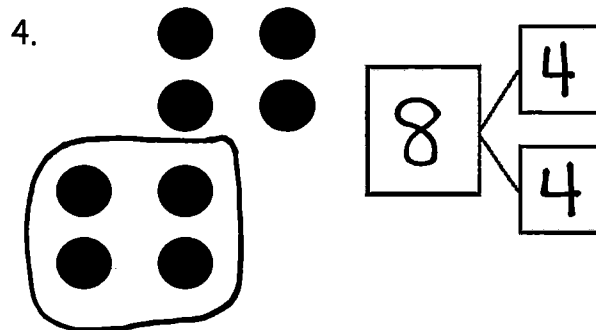
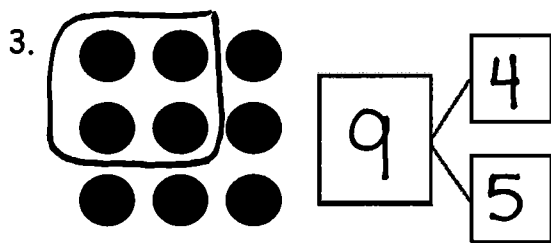
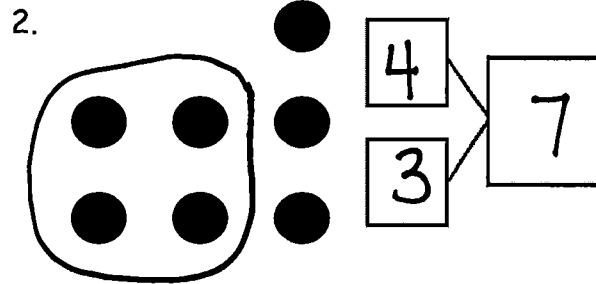
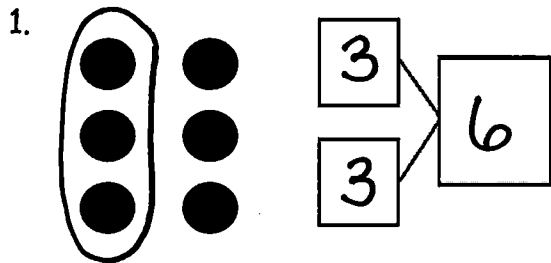


©2014 Common Core, Inc. All rights reserved. commoncore.org

Name Answer Key

Date Mod. 1

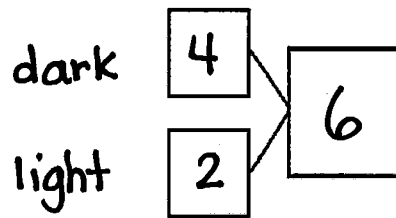
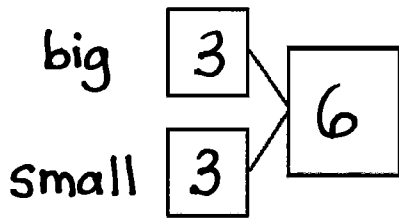

Circle 2 parts you see. Make a number bond to match. **Answers may vary.**



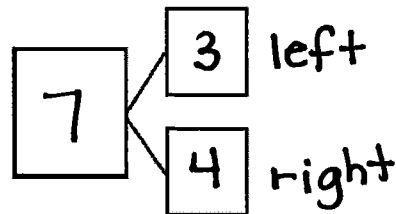
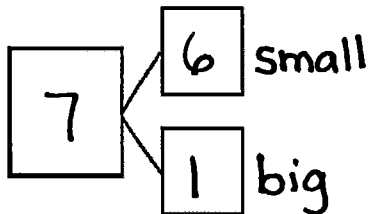
Mod. 1

How many animals do you see? Write at least 2 different number bonds to show different ways to break apart the total.

9.



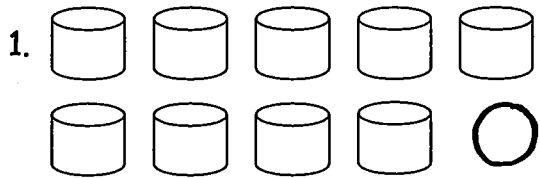
10.



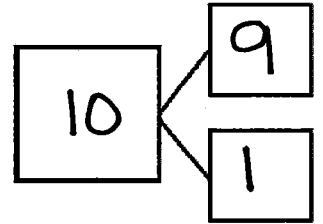
© 2014 Common Core, Inc. All rights reserved. commoncore.org

Name Answer KeyDate Mod. 1

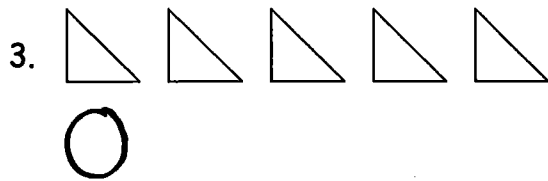
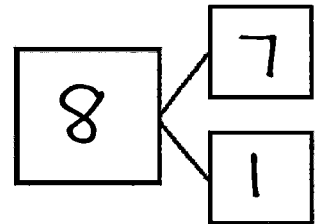
How many objects do you see? Draw one more. How many objects are there now?

1 more than 9 is 10.


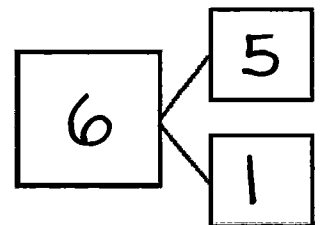
$$9 + 1 = \underline{10}$$

8 is 1 more than 7.

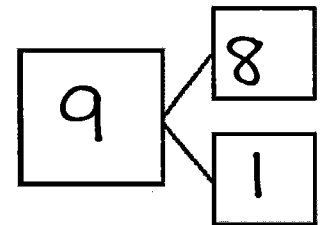
$$\underline{8} = 7 + 1$$

6 is 1 more than 5.

$$\underline{6} = 5 + 1$$

1 more than 8 is 9.

$$\underline{8} + 1 = \underline{9}$$



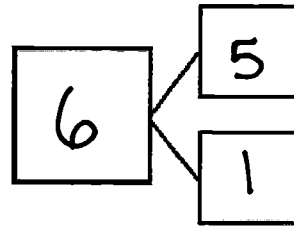
## Mod. 1

5. Imagine adding 1 more pencil to the picture.

Then, write the numbers to match how many pencils there will be.



<p>1 more than 5 is <u>6</u>.</p> <p><math>5 + 1 = \underline{6}</math></p>
---

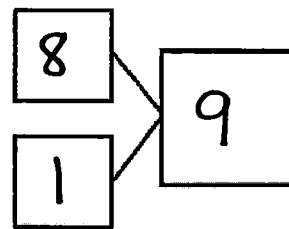


6. Imagine adding 1 more flower to the picture.

Then, write the numbers to match how many flowers there will be.



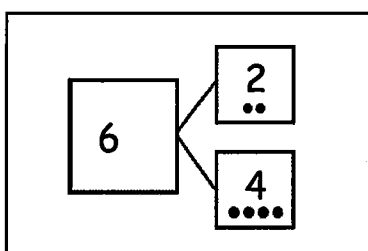
<p><u>9</u> is 1 more than 8.</p> <p><u>8</u> + 1 = <u>9</u></p>
--



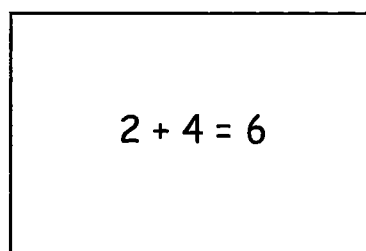
Name Answer KeyDate Module 1

Today, we learned the different combinations that make 6! For homework, cut out the flashcards below, and write the number sentences that you learned today on the back. Keep these flashcards in the place where you do your homework to practice ways to make 6 until you know them really well! As we continue to learn different ways to make 7, 8, 9, and 10 in the upcoming days, continue to make new flashcards.

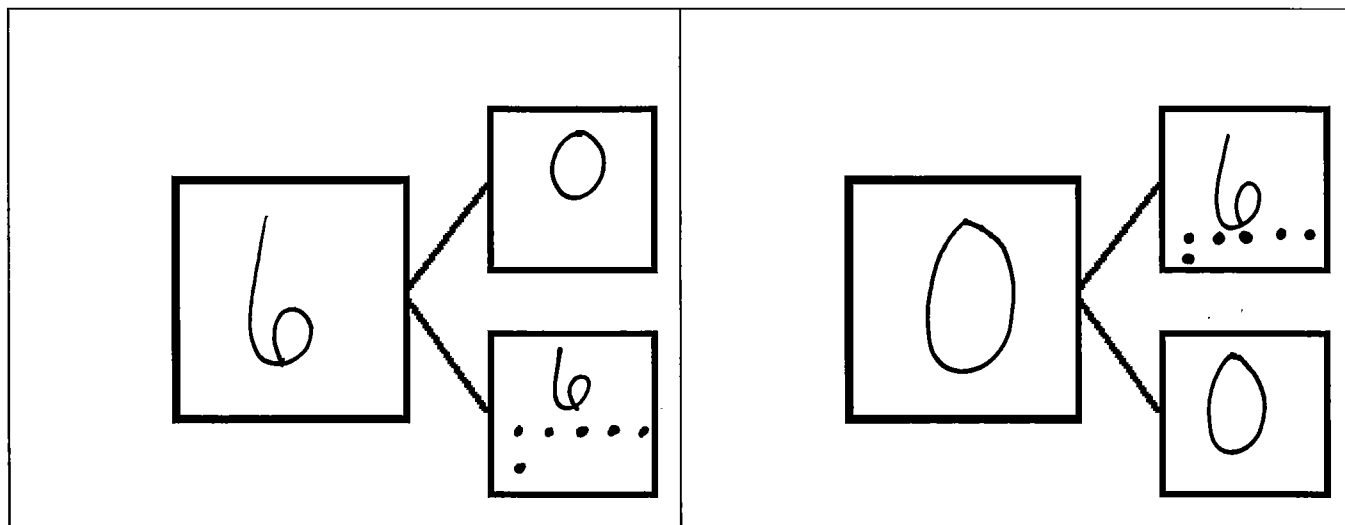
\*Note to families: Be sure students make each of the combinations that make 6. The flashcards can look something like this:



Front of Card



Back of Card



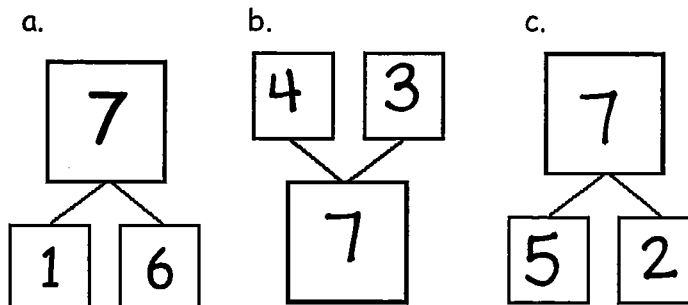
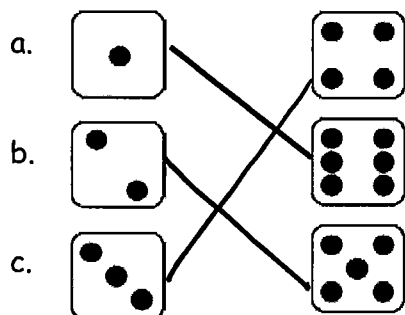
© 2014 Common Core, Inc. All rights reserved. commoncore.org

# Module 1




Name Answer KeyDate Mod. 1

1. Match the dice to show different ways to make 7. Then, draw a number bond for each pair of dice.

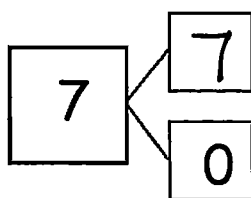


2. Make 2 number sentences. Use the number bonds above for help.

$$\boxed{1} + \boxed{6} = \boxed{7}$$

$$\boxed{7} = \boxed{4} + \boxed{3}$$

3. Fill in the missing number in the number bond. Then, write addition number sentences for the number bond you made.

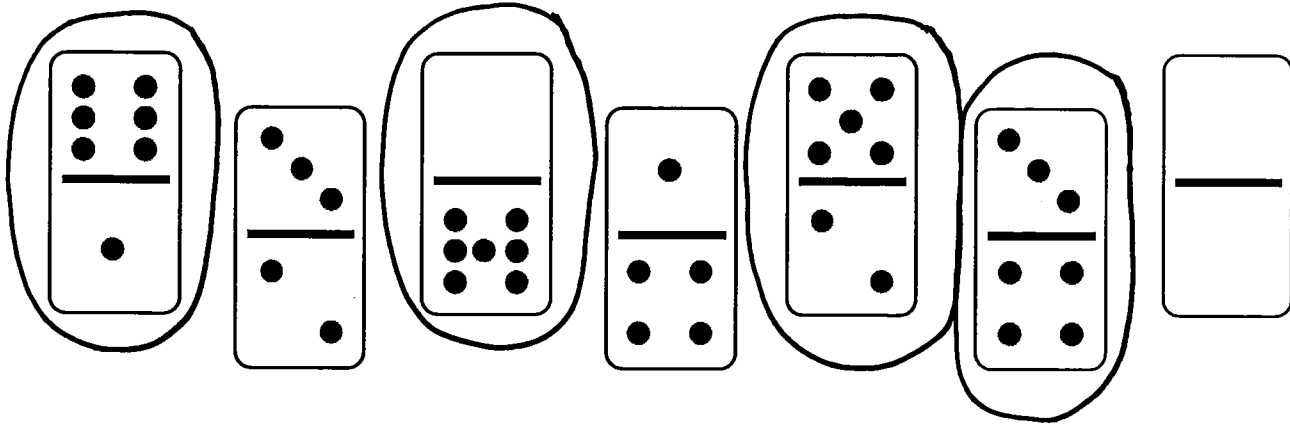


$$\boxed{7} = \boxed{7} + \boxed{0}$$

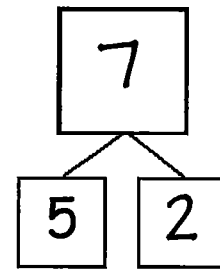
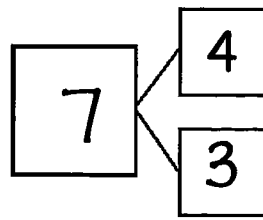
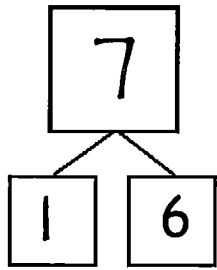
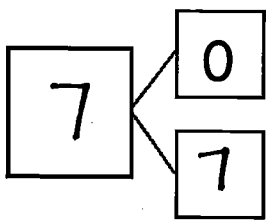
$$\boxed{7} = \boxed{0} + \boxed{7}$$

Mod. 1

4. Color the dominoes that make 7.



5. Complete the number bonds for the dominoes you colored.

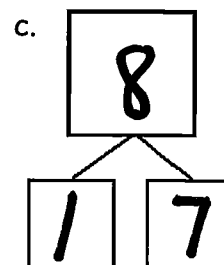
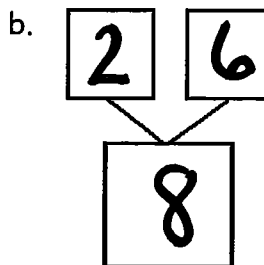
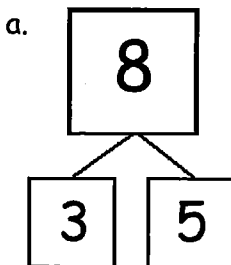
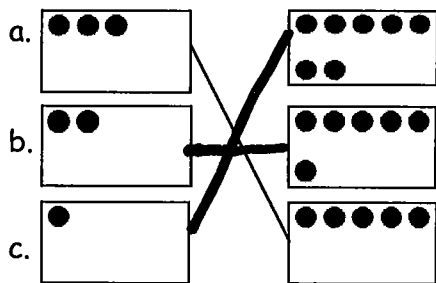


© 2014 Common Core, Inc. All rights reserved. commoncore.org

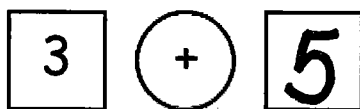
Name Answer Key

Date Mod. 1

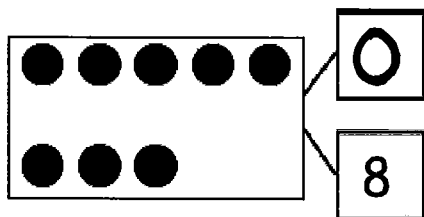
1. Match the dots to show different ways to make 8. Then, draw a number bond for each pair.



2. Show 2 ways to make 8. Use the number bonds above for help.



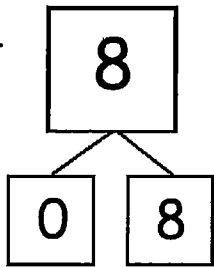
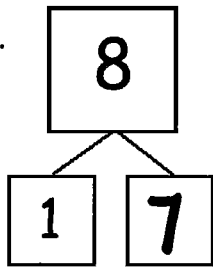
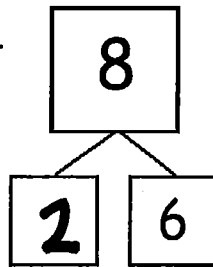
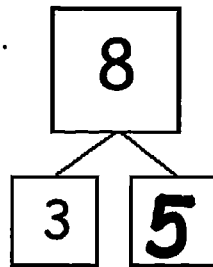
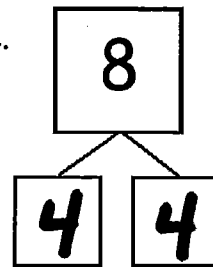
3. Fill in the missing number in the number bond. Write 2 addition sentences for the number bond you made. Notice where the equal sign is to make your sentence true.



$$0 + 8 = 8$$

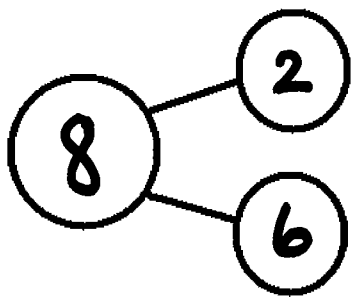
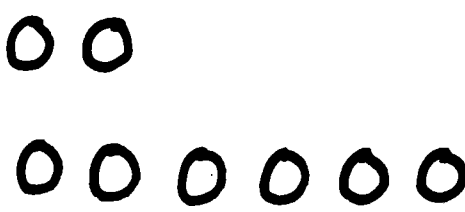
$$8 = 0 + 8$$

4. These number bonds are in an order starting with the smallest part first. Write to show which number bonds are missing.

a.  b.  c.  d.  e. 

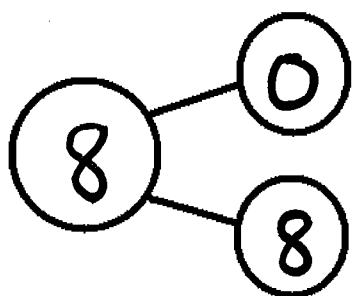
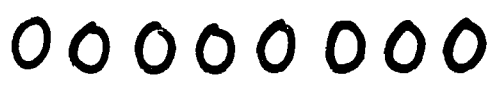
5. Use the expression to write a number bond and draw a picture that makes 8.

$\boxed{2} + \boxed{6}$

6. Use the expression to write a number bond and draw a picture that makes 8.

$\boxed{0} + \boxed{8}$

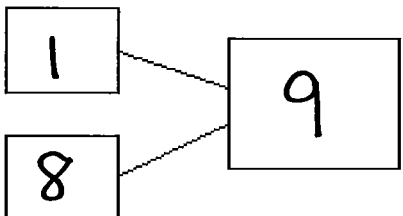
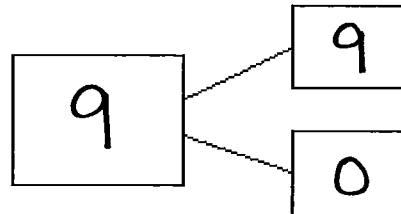
Name Answer KeyDate Mod. 1

## Ways to Make 9!

Use the bookshelf picture to help you write the expressions and number bonds to show all of the different ways to make 9.

$$\boxed{0} + \boxed{9}$$

$$\boxed{9} + \boxed{0}$$

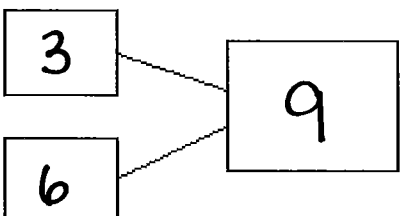
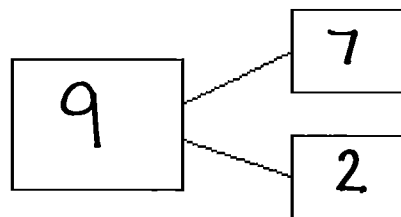


$$\boxed{1} + \boxed{8}$$

$$\boxed{8} + \boxed{1}$$

$$\boxed{2} + \boxed{7}$$

$$\boxed{7} + \boxed{2}$$

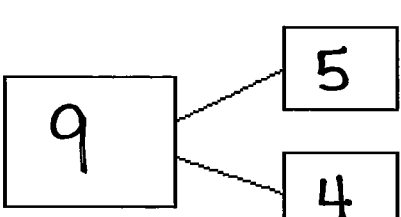


$$\boxed{3} + \boxed{6}$$

$$\boxed{6} + \boxed{3}$$

$$\boxed{4} + \boxed{5}$$



$$\boxed{5} + \boxed{4}$$



Name Answer Key

Date Module 1

1. Rex found 10 bones on his walk. He can't decide which part he wants to bring to his doghouse and which part he should bury. Help show Rex his choices by filling in the missing parts of the number bonds.



a. 
$$\begin{array}{c} \boxed{10} \\ \diagdown \quad \diagup \\ \boxed{5} \quad \boxed{5} \end{array}$$

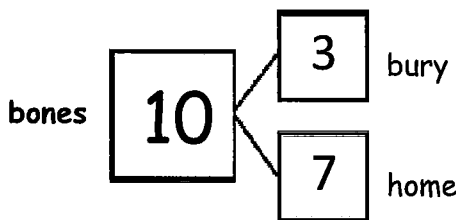
b. 
$$\begin{array}{c} \boxed{10} \\ \diagdown \quad \diagup \\ \boxed{6} \quad \boxed{4} \end{array}$$

c. 
$$\begin{array}{c} \boxed{10} \\ \diagdown \quad \diagup \\ \boxed{7} \quad \boxed{3} \end{array}$$

d. 
$$\begin{array}{c} \boxed{10} \\ \diagdown \quad \diagup \\ \boxed{8} \quad \boxed{2} \end{array}$$

e. 
$$\begin{array}{c} \boxed{10} \\ \diagdown \quad \diagup \\ \boxed{9} \quad \boxed{1} \end{array}$$

2. He decided to bury 3 and bring 7 back home. Write all the adding sentences that match this number bond.



$$\begin{array}{c} \boxed{3} \quad \oplus \quad \boxed{7} = \boxed{10} \\ \boxed{7} \quad \oplus \quad \boxed{3} = \boxed{10} \end{array}$$




$$\begin{array}{c} \boxed{10} = \boxed{3} \quad \oplus \quad \boxed{7} \\ \boxed{10} = \boxed{7} \quad \oplus \quad \boxed{3} \end{array}$$

© 2014 Common Core, Inc. All rights reserved. commoncore.org

Name Answer KeyDate Module 1

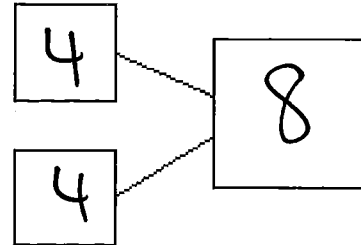
1. Use the picture to tell a math story.



Write a number sentence to tell the story.

$$\boxed{4} + \boxed{4} = \boxed{8}$$

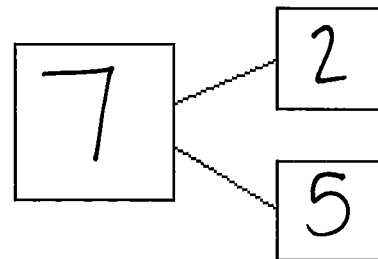
Write a number bond to match your story.

There are 8 sharks.

2. Use the picture to tell a math story.

Answers will vary.

Write a number bond to match your story.

There are 5 students.


Write a number sentence to tell the story.

$$\boxed{7} = \boxed{2} + \boxed{5}$$

## Module 1

Draw a picture to match the story.

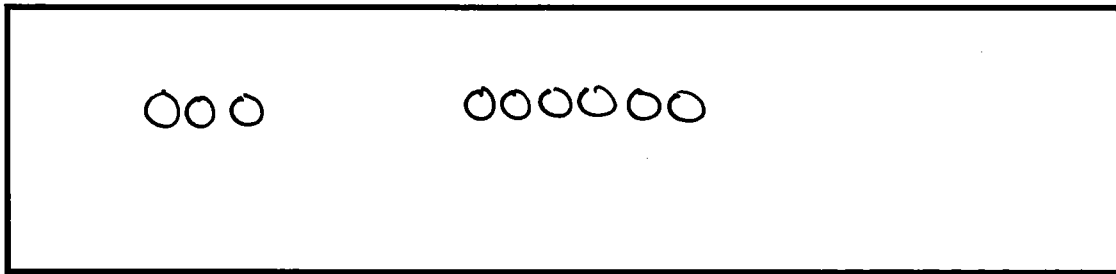
3. Jim has 4 big dogs and 3 small dogs. How many dogs does Jim have?



$$\boxed{4} + \boxed{3} = \boxed{7}$$

Jim has 7 dogs.

4. Liv plays at the park. She plays with 3 girls and 6 boys. How many kids does she play with at the park?



$$\boxed{9} = \boxed{3} + \boxed{6}$$


Liv plays with 9 kids.

© 2014 Common Core, Inc. All rights reserved. commoncore.org



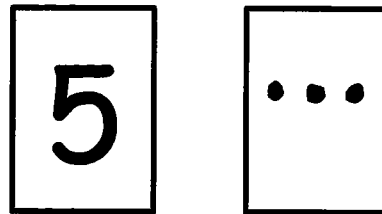
Name Answer KeyDate Mod. 1

1. Use your 5-group cards to solve.




$$\boxed{3} + \boxed{5} = \boxed{8}$$

Draw the other 5-group card to show what you did.

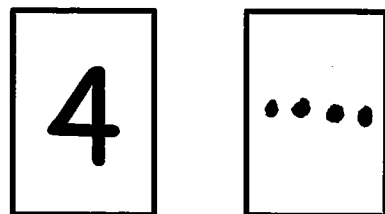


2. Use your 5-group cards to solve.



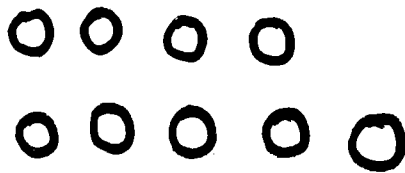
$$\boxed{8} = \boxed{4} + \boxed{4}$$

Draw the other 5-group card to show what you did.



Mod. 1

3. There are 4 tall boys and 5 short boys. Draw to show how many boys there are in all.

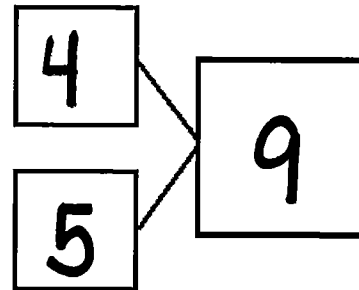


There are 9 boys in all.


Write a number bond to match the story.

Write a number sentence to show what you did.

$$\boxed{4} + \boxed{5} = \boxed{9}$$



4. There are 3 girls and 5 boys. Draw to show how many children there are altogether.

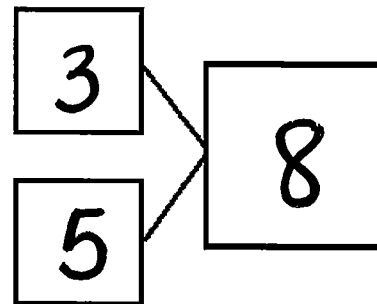


There are 8 children altogether.

Write a number bond to match the story.

Write a number sentence to show what you did.

$$\boxed{3} + \boxed{5} = \boxed{8}$$



© 2014 Common Core, Inc. All rights reserved. commoncore.org