

Dowds 1st Grade Blizzard Bags

Day 2

Reading: Help your child choose the passage (A or B) that best matches his/her reading ability. Read and answer the comprehension questions.

Passage A: My Cat Jimmy

Passage B: Avery's Cookie Adventure

Writing (Narrative): Write about your happiest memory. Use a beginning sentence, like a feeling statement ("My happiest memory is..."), and include descriptive details. Make sure you wrap up your story at the end with an ending sentence.

Phonics: Circle the correct name for each picture. Make sure the short vowel sound matches the picture name.


Math: Use the dots on the dominoes to add. If you would like additional math practice, work on DreamBox or practice flashcards for 15 minutes.

Name _____ date _____

Daily Reading # 2

My cat Jimmy

**My cat is my best friend.
He likes to eat and sleep.
He has white, fluffy hair.
Jimmy is very playful.
I love my cat Jimmy.**



1. What is the cat's name? _____.
2. What does the cat like to do?
 - a. eat and run
 - b. sleep and eat
 - c. sleep and fight
 - d. eat and sing
3. Jimmy has _____, fluffy hair.

Name _____



Avery's Cookie Adventure

they around after could

Avery baked some gingerbread men in her oven. She opened the oven and they all hopped out and ran away. She went after her cookies. They ran around her room. They ran out of her house. They ran down a hill. Avery ran after them. They ran past the dog. They ran by the cat. They ran around the park. She kept running after them. They did not stop. Avery could not catch them. What could Avery do next? "I will make new cookies" she said. She turned around and went home.


- Which of these did the cookies not run by?

<input type="radio"/> park	<input type="radio"/> dog
<input type="radio"/> barn	<input type="radio"/> cat

Reread the text and underline where the cookies ran.

- What does Avery do last?


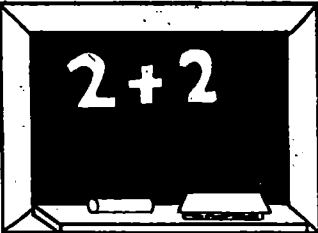



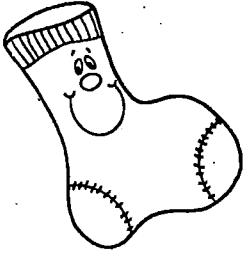


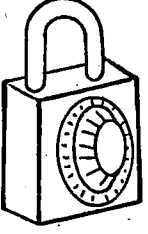



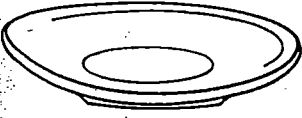
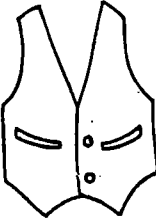


Name _____



My happiest memory is

Handwriting practice lines consisting of solid top and bottom lines with a dashed midline. There are ten sets of these lines provided for writing the response.


Circle the correct name for each picture.

<p>1.</p>  <p>black block</p>	<p>2.</p>  <p>moth math</p>	<p>3.</p>  <p>clock click</p>	<p>4.</p>  <p>hop hip</p>
<p>5.</p>  <p>doll dill</p>	<p>6.</p>  <p>sick sock</p>	<p>7.</p>  <p>dig dog</p>	<p>8.</p>  <p>rack rock</p>
<p>9.</p>  <p>lock lack</p>	<p>10.</p>  <p>leg log</p>	<p>11.</p>  <p>fix fox</p>	<p>12.</p>  <p>cub cab</p>
<p>13.</p>  <p>dash dish</p>	<p>14.</p>  <p>vast vest</p>	<p>15.</p>  <p>dock duck</p>	<p>16.</p>  <p>can con</p>

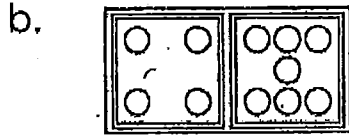
Name: _____

Add with Dominoes

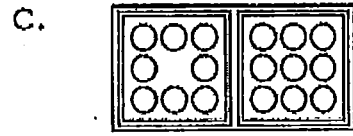
Sums up to 18



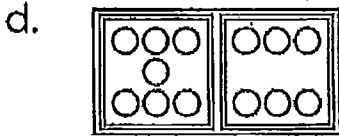
$$\underline{6} + \underline{8} = \underline{14}$$




$$\underline{\quad} + \underline{\quad} = \underline{\quad}$$



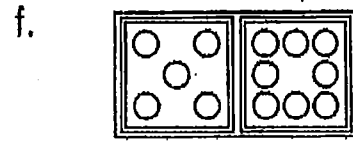
$$\underline{\quad} + \underline{\quad} = \underline{\quad}$$



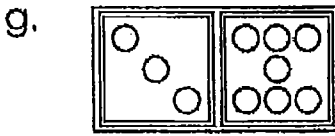
$$\underline{\quad} + \underline{\quad} = \underline{\quad}$$



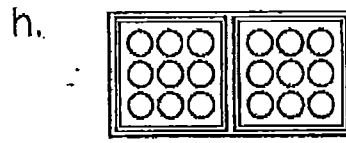
$$\underline{\quad} + \underline{\quad} = \underline{\quad}$$



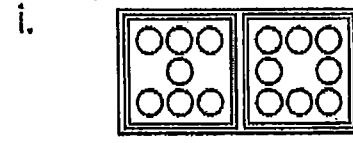
$$\underline{\quad} + \underline{\quad} = \underline{\quad}$$



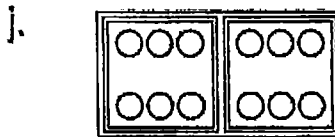
$$\underline{\quad} + \underline{\quad} = \underline{\quad}$$



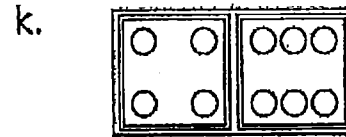
$$\underline{\quad} + \underline{\quad} = \underline{\quad}$$



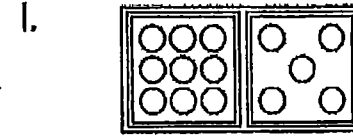
$$\underline{\quad} + \underline{\quad} = \underline{\quad}$$



$$\underline{\quad} + \underline{\quad} = \underline{\quad}$$



$$\underline{\quad} + \underline{\quad} = \underline{\quad}$$



$$\underline{\quad} + \underline{\quad} = \underline{\quad}$$